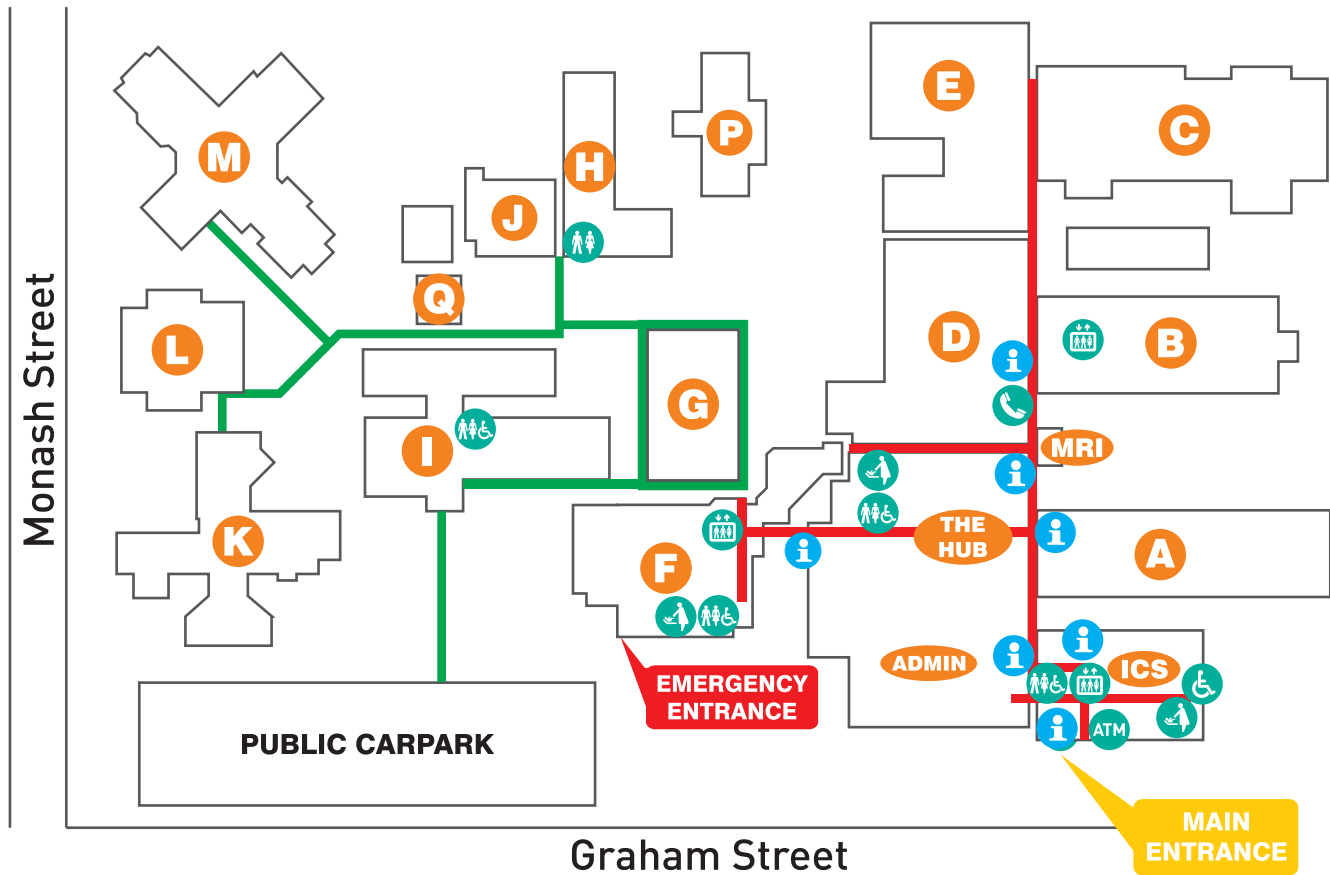


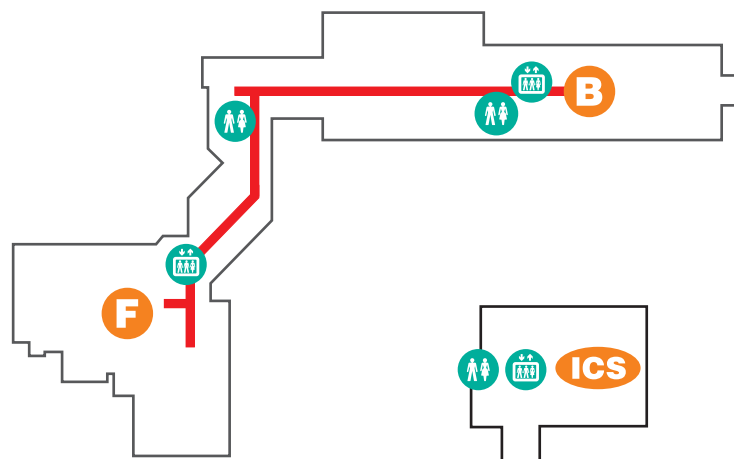
# WAYFINDING AT GV HEALTH

## GRAHAM STREET, SHEPPARTON CAMPUS

### GROUND FLOOR



### FIRST FLOOR



### LEGEND

- Information
- Buildings
- Internal Path
- External Path
- Lift
- Toilets
- Baby Change
- Public Phone
- ATM

# WAYFINDING AT GOULBURN VALLEY HEALTH GRAHAM ST. SHEPPARTON



GV Health has signs to help you to find your way around the campus.  
Consistent colour, design and wording are used for signs on the campus grounds and inside buildings.

This makes it easier to find your way to and from the car parks to the Main Entrance to where you need to be.

## Finding your way

There are two steps to finding your way:

### 1. Find the right building.

Buildings are identified with a letter of the alphabet. Follow the map or wayfinding signs for that letter.

### 2. Find the right department.

Once you arrive at the right building, directory boards list the departments in the building.

## The HUB


This is a central point within the hospital where several pathways meet.

From here you can find your way to many departments within the HUB or to other buildings on the campus. Please check information boards for directions.

## If you get lost

The Customer Service Officer at the Information Desk in the Main Entry can provide you with directions and a map. The map displays the ground floor and first floors with a legend that helps guide your way throughout the campus.

Customer Service Officers at other locations throughout the campus can also assist you. Customer Service Officers at GV Health wear green shirts and a smile.

 Information directory boards are located in the main foyer and at main corridors throughout the hospital.

## Patient Pick Up and Drop Off

Patient pick up and drop off is located at the Main Entrance of the hospital and at the Emergency Department (for patients attending Emergency Department only).

## Wheel Chairs

Wheel chairs are available for use within the campus from the Main Entry Information Desk. Please ask the Customer Service Officer for assistance.

## Car Parking

There are two public car parks on Graham Street. New parking facilities and arrangements are proposed late in 2008. Car parking fees apply. Street parking is also available but limited. Please ensure you check the parking signs for time limits.

## Public Transport

A bus stop is located opposite the Main Entrance on Graham Street. Contact Shepparton Transit on 5831 2150 for bus routes and times.

## Taxi Phone

A free Taxi Phone is located at the Information Desk at the Main Entrance.

## Smoke Free

GV Health is totally smoke free. Patients, visitors and staff are not permitted to smoke within the boundaries of GV Health. This includes any building, outdoor area or vehicle within hospital grounds.

## Glasshouse Café

The Glasshouse Café is located at the Main Entrance. Enjoy tempting treats and coffee seven days a week.

**GV Health is a smoke free environment**  
**For further information about GV Health visit the website**

[www.gvhealth.org.au](http://www.gvhealth.org.au)